



Type 12 Overlap Back Box Dimensions

Rear Elevation




Side Elevation



Notes:-

- 1) Cut out dimensions shown in RED
- 2) Plate dimensions = 80W x 150H
- 3) All dimensions in millimetres.

End Elevation

Designers and manufacturers of telephone door entry, colour video & access control equipment  security through innovation www.entrotec.co.uk	DESCRIPTION Type 12 Overlap back box, installation and cut out dimensions		
	DRG BY : S. McLeod DATE : 06/08/09	CHKD	DRAWING NUMBER BBXT12OL
IMPORTANT ALL CABLES TO BE KEPT WELL AWAY FROM MAINS VOLTAGE CABLES. PLEASE CONSULT OUR INSTALLATION GUIDELINE SHEET OR CONTACT OUR TECHNICAL DEPT. FOR ADVICE ON 01506 886235			