
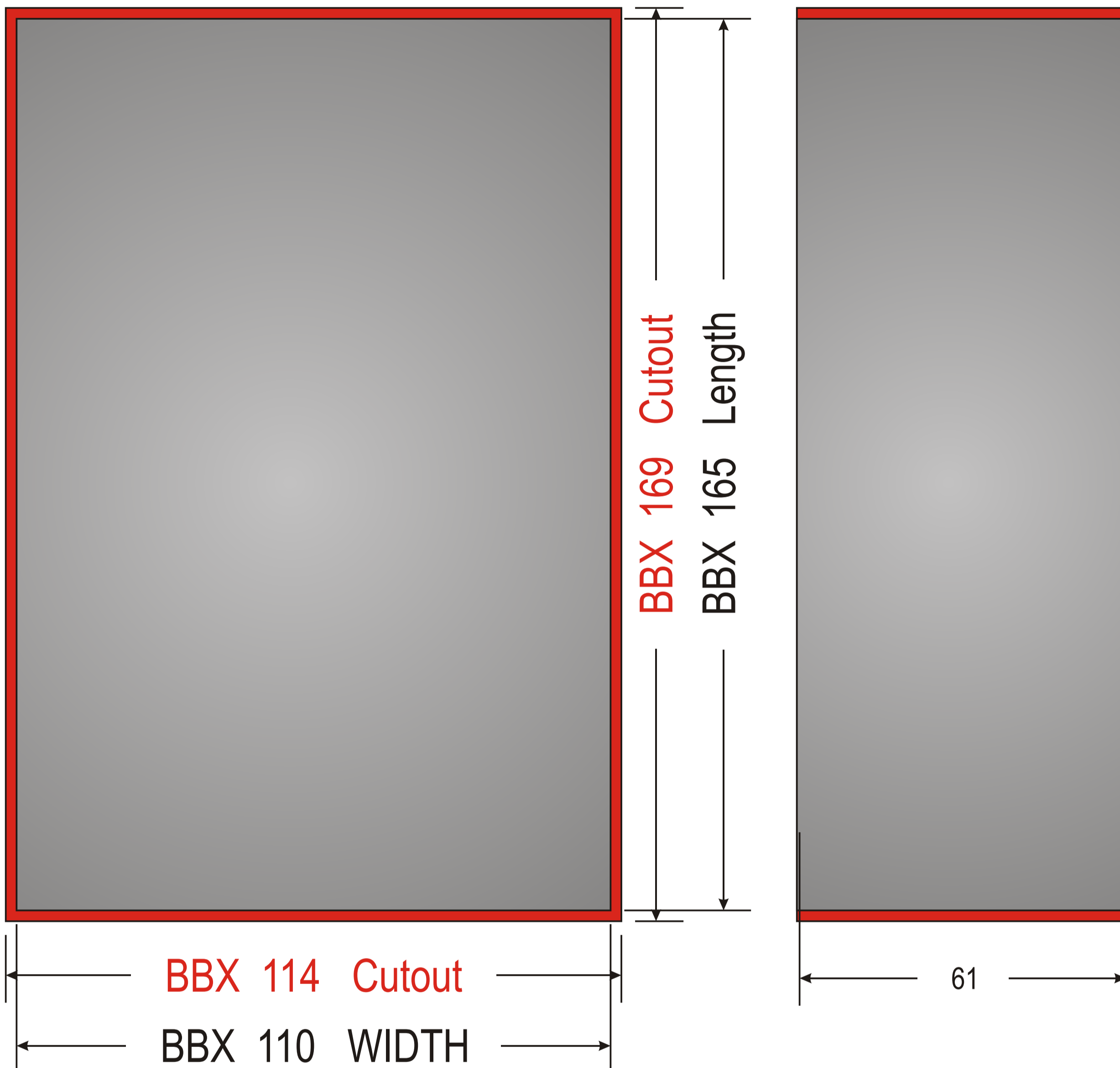


# Type 3 Overlap Back Box Dimensions

## Rear Elevation


## Side Elevation



## End Elevation

### Notes:-

- 1) Cut out dimensions shown in RED
- 2) Plate dimensions = 144W x 201H
- 3) All dimensions in millimetres.

Designers and manufacturers of telephone door entry, colour video & access control equipment   security through innovation  www.entrotec.co.uk	<b>DESCRIPTION</b> Type 3 Overlap back box, installation and cut out dimensions			
	DRG BY : S. McLeod DATE : 06/08/09	CHKD	DRAWING NUMBER BBXT3OL	ISS : 1
<b>IMPORTANT</b> ALL CABLES TO BE KEPT WELL AWAY FROM MAINS VOLTAGE CABLES. PLEASE CONSULT OUR INSTALLATION GUIDELINE SHEET OR CONTACT OUR TECHNICAL DEPT. FOR ADVICE ON 01506 886235				