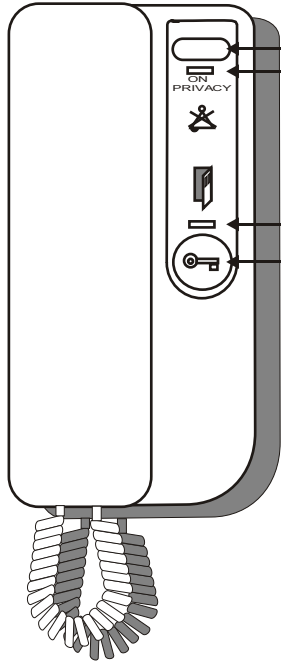




ENTROTEC LTD.

ED3 TELEPHONE-INSTRUCTIONS FOR USE



Privacy switch
Privacy on LED

Door open LED
Lock release button

GENERAL NOTES

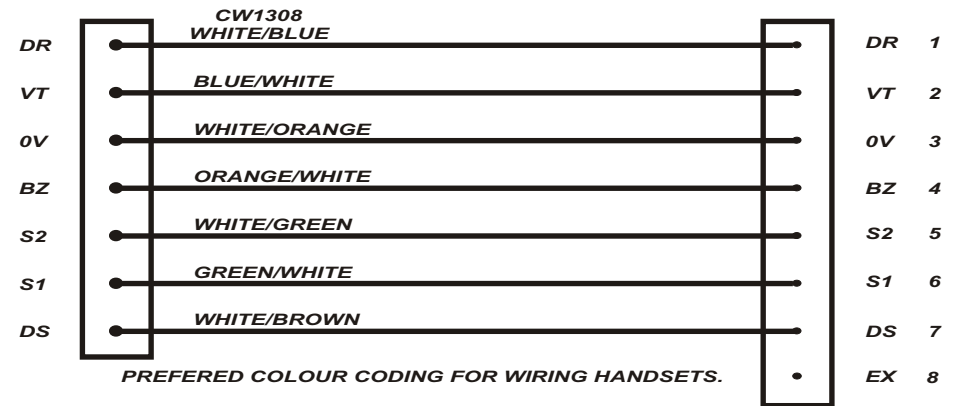
The door entry phone system is designed so that you have a limited time to answer a call and allow the caller access or not. This is to save inconvenience to other users of the system.

- 1) When called up the telephone will give a distinctive pulsing tone for up to 25 seconds and then stop. You have approx. 30 seconds to answer the call from the start of the call tone. If the call is not answered within the call period, then the system will reset to allow other visitors to make a call.
- 2) To answer the call remove the handset from the cradle and speak to the caller. (You have approx. 2 minutes to speak to the caller and then the system will reset).
- 3) To let the caller gain access, press the lock release button and this will open the door for approx. 10 seconds.
- 4) When you have completed the call, replace the handset to reset the system.

PRIVACY SWITCH

- 5) If you do not wish to be disturbed or annoyed by nuisance calls, press the privacy switch (the LED will illuminate to remind you that the handset is in privacy mode). When in this mode the call tone is muted until you reset the switch by pressing it again.

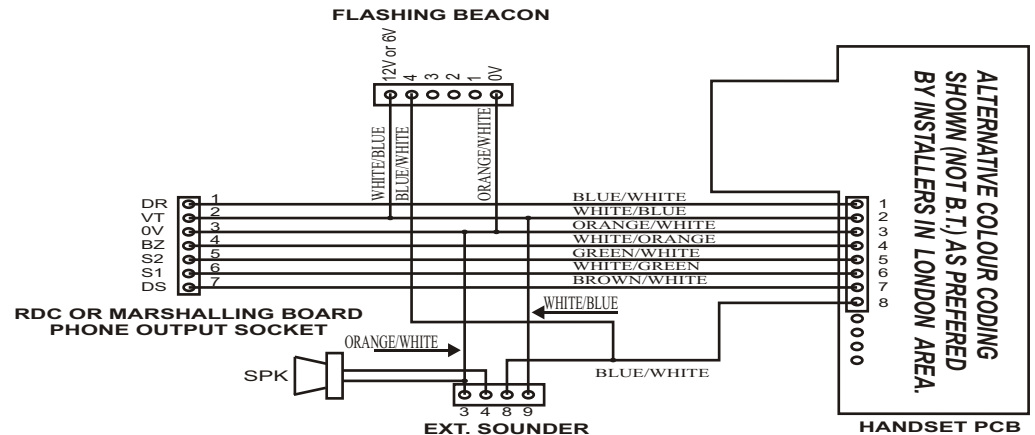
ED1, ED3 AND ED4 HANDSET CONNECTION DIAGRAM



*** NOTE:- TERMINAL 8 * MUST ONLY BE CONNECTED TO AN EXTENSION SOUNDER OR FLASHING BEACON.**

DATE: 30/09/99	DRG.NO.	DESC.	DRAWN BY: V.A. TURNER
ENTROTECLTD Access House 5 Ashwood Court Livingston EH53 0TL Tel:01506 888230 Fax:01506 888233	WIR0795/013/1	WIRING DIAGRAM AND COLOUR SCHEME FOR ED1, ED3 & ED4	CHECKED BY:
IMPORTANT.	ALL CABLES TO BE KEPT WELL AWAY FROM MAINS VOLTAGE CABLES. PLEASE CONSULT OUR INSTALLATION GUIDELINE SHEET OR CONTACT OUR TECHNICAL DEPT. FOR ADVICE ON 01506 441100.		TESTED BY:

EXTENSION SPEAKER + FLASHING BEACON CONNECTION DIAGRAM FOR ED3+ED4 HANDSETS



NOTE:-DONOT WIRE HANDSET TERMINAL 8 BACK TO MAIN CONTROL UNIT OR MARSHALLING BOARD.

DATE: 30/09/99	DRG.NO.	DESC.	DRAWN BY: V.A. TURNER
ENTROTECLTD Access House 5 Ashwood Court Livingston EH53 0TL Tel:01506 888230 Fax:01506 888233	WIR/SCH0195/005	CONNECTION DIA. FOR FLASHING BEACON & EXT. SOUNDER ON ED1, ED3 & ED4 HANDSETS.	CHECKED BY:
IMPORTANT.	ALL CABLES TO BE KEPT WELL AWAY FROM MAINS VOLTAGE CABLES. PLEASE CONSULT OUR INSTALLATION GUIDELINE SHEET OR CONTACT OUR TECHNICAL DEPT. FOR ADVICE ON 01506 441100.		TESTED BY: