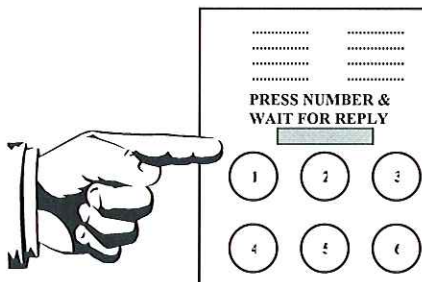
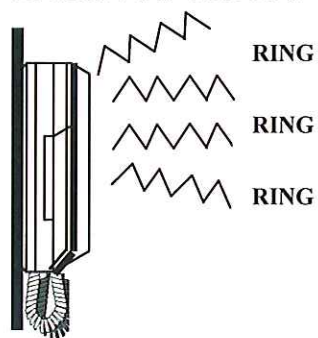


ENTROTEC ED3 DOOR ENTRY SYSTEM

1 THE VISITOR PRESSES THE BUTTON FOR YOUR FLAT NUMBER ON THE MAIN ENTRANCE PANEL



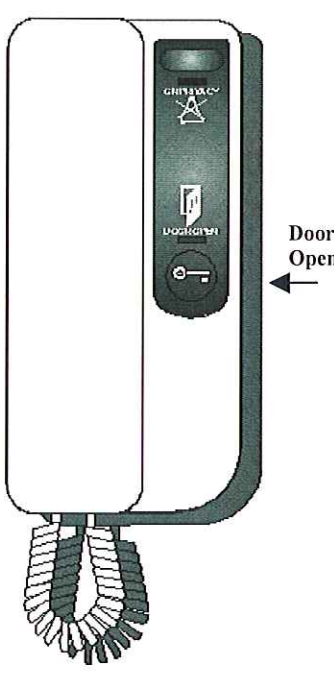
2 THE TELEPHONE HANDSET IN YOUR FLAT WILL RING



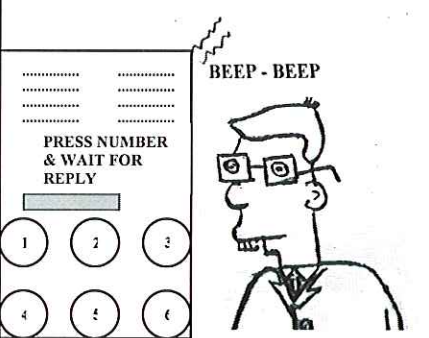
3 PICK UP THE TELEPHONE TO ENQUIRE AS TO WHO IS THERE?



4 IF YOU WISH TO ADMIT A VISITOR PRESS THE 'DOOR OPEN' BUTTON ONCE. THE GREEN LIGHT WILL COME ON WHEN THE DOOR IS OPEN




5 THE MAIN ENTRANCE PANEL WILL BEEP. YOUR VISITOR CAN NOW ENTER



6 PLEASE ASK YOUR VISITOR TO ENSURE THE DOOR CLOSES BEHIND THEM




7 IF YOU DO NOT WANT TO BE DISTURBED PRESS THE BUTTON 'PRIVACY ON/OFF' ONCE. THE RED LIGHT WILL COME ON. TO CANCEL PRESS THE PRIVACY BUTTON AGAIN, THE RED LIGHT WILL GO OFF.



8 REMEMBER: IT IS UP TO YOU TO CONTROL WHO COMES INTO THE BUILDING. ONLY LET PEOPLE IN IF YOU ARE SURE OF THEIR IDENTITY. IF YOU DO NOT WISH TO TALK TO THEM OR LET THEM IN SIMPLY REPLACE THE HANDSET



FOR YOUR ENTRY INTO THE BUILDING PLACE YOUR TOKEN TO THE READER AND OPEN THE DOOR



FOR YOUR EXIT FROM THE BUILDING PUSH THE 'EXIT' BUTTON AND OPEN THE DOOR

